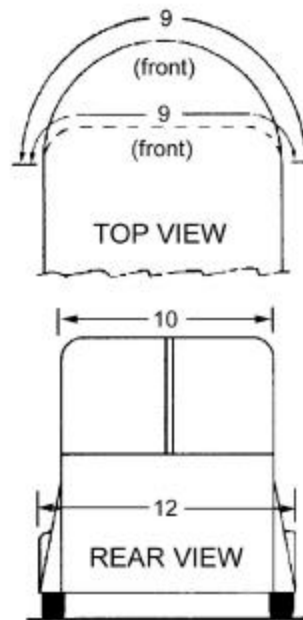
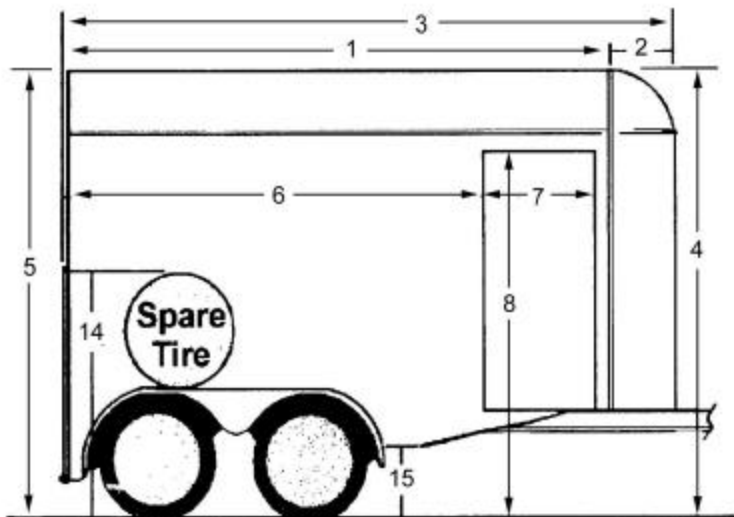


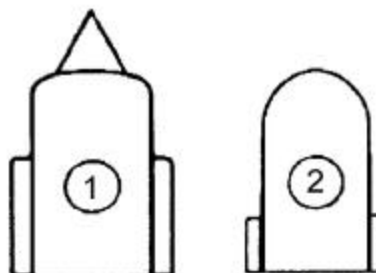


DIMENSION SHEET - CARGO / HORSE TRAILER (BUMPER PULL)

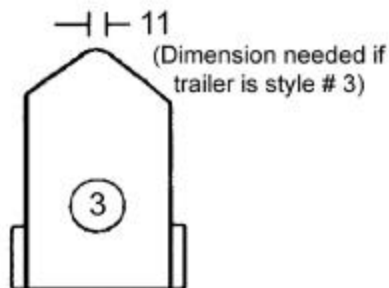


NOTE: All measurements, except # 9, are taken on a straight horizontal or vertical line, NOT a curve or slant.

- 1 Distance from rear of trailer to seam _____
- 2 Distance from seam to front of trailer _____
- 3 Overall length, front to rear _____
- 4 Ground to top of roof at front _____
- 5 Ground to top of roof at rear _____
- Complete 6, 7 and 8 if ordering a zippered door.**
- 6 Distance from rear of trailer to door _____
- 7 Door width (Note which side of trailer the door is on) _____
- 8 Ground to top of door _____
- 9 Distance from seam on one side, around the front to the seam on the other side. _____
- 10 Width of body, NOT including the fenders _____
- 11 Width of body at front, if trailer is style # 3 (at right) _____
- 12 Overall width at rear, including fenders _____
- 13 If trailer is style # 3, height of top at front from ground _____
- 14 If trailer has a spare, height to top from ground _____
- 15 Ground clearance _____



Top Views of Different Styles
Check the style that corresponds to this trailer.



Trailer Information

Does the trailer have an AC? _____

If yes, give measurements from rear of trailer to AC _____

Year _____

Make _____ Style (at right) _____

Model _____

NAME _____

Daytime phone _____

Date of order _____