


SPIDY GEAR

Blind Webb

Patent Pending

BEFORE



AFTER

Weighs only
3.5 lbs

The result is almost total concealment!

Stretchable web design covers the blind and allows local foliage to be easily attached to the blind. (Blind not included)



Standard blind



Standard blind using Spidy Gear Blind Webb



- Fits most hunting blinds (Hub-Style / Spring Steel / Tent Chair) up to 60" x 60" and 74" overall peak height.
- Quickly attach local foliage to provide almost total concealment
- You no longer need to pre-set your blind days in advance to acclimate local game
- Extends functional use of older hunting blinds with faded or damaged fabric
- Blind Webb helps keep hunting blind hidden from local wildlife
- Reduces ground blind wind flap
- Heavy duty stretch bungee cord
- UV protected – resists fading
- Webbing mounting clips included
- Weighs only 3.5 lbs
- Storage bag included

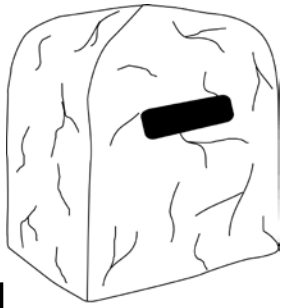


Heavy duty bungee cord radiates out from top center of the blind creating a snug web to hold foliage in place.

COVERCRAFT
Quality Softgoods Since 1965

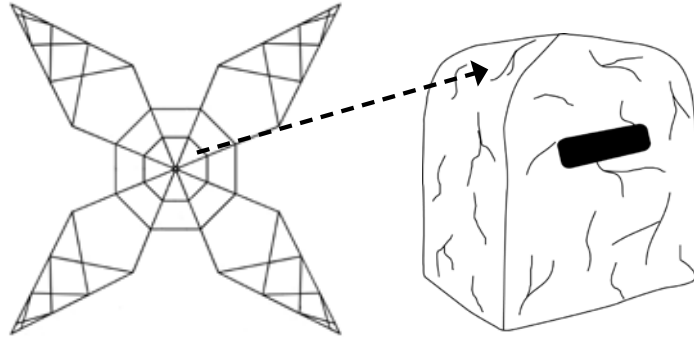
100 Enterprise Blvd., Pauls Valley, OK 73075

Instructions



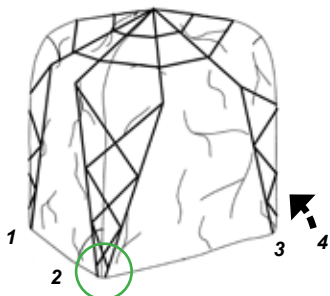
1.

▲ Erect your blind per manufacturer's instructions (blind is not included).



2.

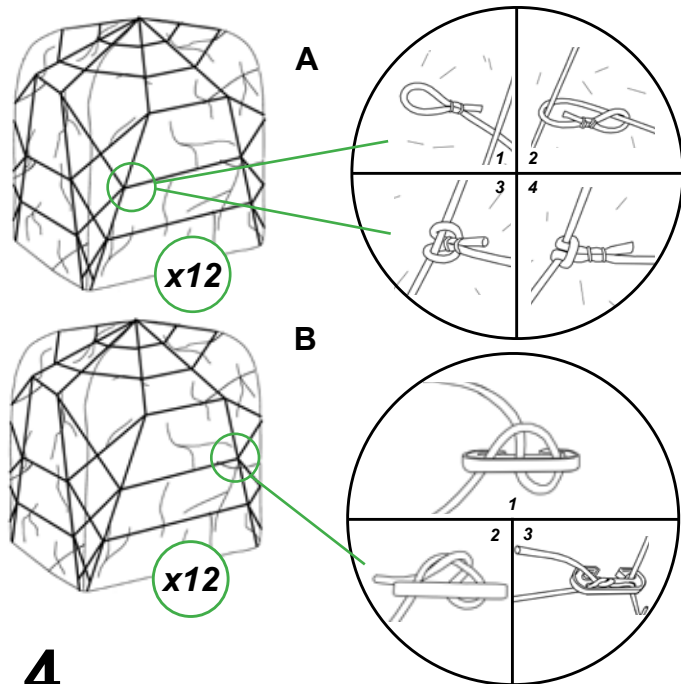

▲ Place center ring of Blind Webb over rooftop eyebolt, or center on top of your blind.



3.

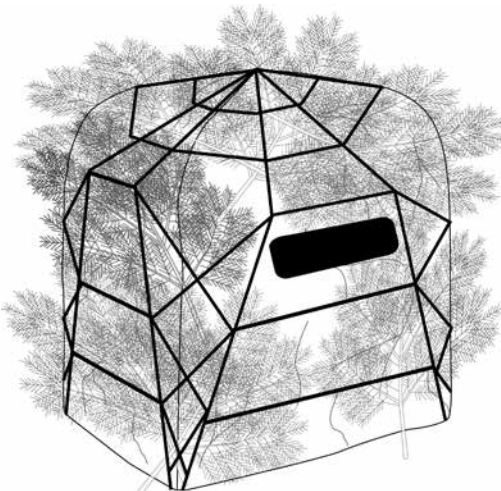
▲ Stretch and attach Blind Webb corners to the bottom of each blind corner support.

▼ Adjust tension based on the size of your blind.



4.

▲ Attach separate side A & B cords as shown.



5.

◀ Attach local foliage using Blind Webb cords to hold in place.
Do NOT exceed the load limit of the blind.

SPY GEAR Blind Webb
Patent Pending

www.blindwebb.com