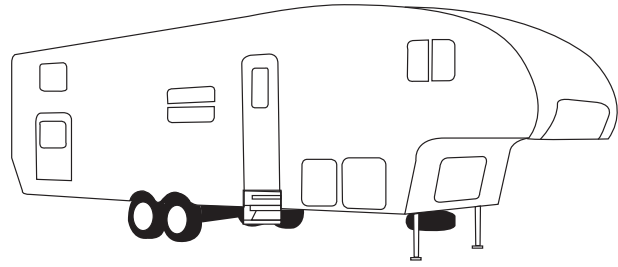




RV COVER INSTALLATION INSTRUCTIONS

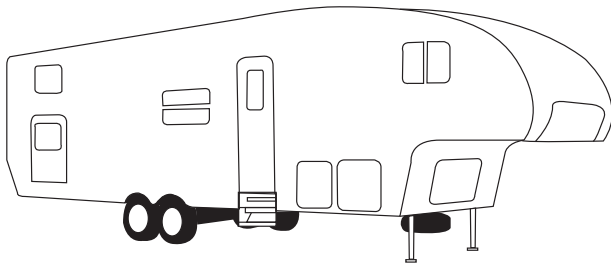
Fifth-Wheel Trailer



PACKAGE CONTENTS: RV COVER (QTY. 1)


1

- a. Make sure RV is clean and dry.
- b. Climb onto roof of RV




2

- Place RV cover onto center of roof and unfold cover from front to back.




3

- Open car cover outward then drop cover from top to bottom of RV.




4

- Close zippers on cover.



5

- Climb down from roof of RV, then fasten adjusters in front and rear of RV cover.



6

- Attach velcro on bottom of cover.

